



# ARTHRO Mentor™





## Flexible Platform Solutions

### ARTHROSCOPY TRAINING PLATFORMS SUPPORT THE NEEDS OF VARIOUS PROGRAM REQUIREMENTS AND BUDGETS

The ARTHRO Mentor is the most validated simulator in the market. Offering complex clinical procedures and exclusive content. The simulator's dynamic haptics provides tissue sensation even during suturing or procedure structural changes. Comprehensive objective reports and proficiency level setting tools allows for efficient tracking of the training progress. Complete curriculum from basic skills to diagnostic and therapeutic procedures have ready-to-use courses for independent training.



#### ARTHRO MENTOR II

- Interchangeable knee/shoulder/hip models.
- Realistic knee that can be extended/flexed and bent in Varus/Valgus movements.
- Shoulder arthroscopy in beach chair and lateral decubitus positions.
- Hip arthroscopy in supine and lateral decubitus positions.
- Robotic arms for a true-to-life dynamic force feedback.
- Height adjustable platform to achieve a realistic working position.
- Integrated storage for anatomical models.




#### ARTHRO MENTOR EXPRESS

- Innovative design.
- Portable and cost effective.
- One model for three joints.
- Complete curriculum from basic skills to diagnostic and therapeutic procedures.
- Robotic arms for a true-to-life dynamic force feedback.

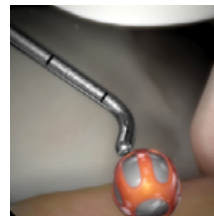
The ARTHRO Mentor™ offers 80+ tasks and cases to practice arthroscopic basic/diagnostic skills and full procedure cases. It is the most validated simulator on the market with studies that prove its effectiveness, usefulness and didactic value.

## ARTHRO Mentor Modules



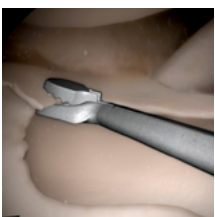
### FAST- FUNDAMENTALS OF ARTHROSCOPIC SURGERY TRAINING

- Designed based on definition by the leading US societies: AAOS, ABOS and AANA.
- Didactic content for all six defined modules.
- 22 hands-on tasks in an ambidextrous configuration for basic triangulation skills training.



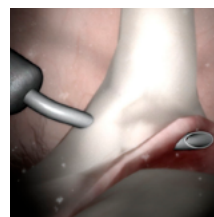
### HIP DIAGNOSTICS

- Customizable tasks to obtain orientation skills of the central hip compartment.
- Advanced probing task for obtaining an effective and precise diagnostic technique.
- Diagnostic tasks to identify and document 'Unknown' pathological conditions.



### ADVANCED KNEE

- Customizable anatomical recognition tasks to obtain orientation skills.
- Diagnostic tasks to identify and document 'Unknown' pathological conditions.
- Procedural steps tasks and full meniscectomy procedures on various pathologies.



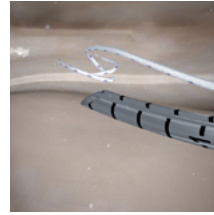
### SHOULDER LABRAL REPAIR

- Unique full procedure cases to practice Labral Repair in various SLAP and Bankart lesions.



### COMPLETE SHOULDER ARTHROSCOPY

- Customizable examination tasks in the Glenohumeral joint and Subacromial space.
- Diagnostic tasks to identify and document 'Unknown' pathological conditions.
- Therapeutic procedures such as Subacromial Decompression and Loose bodies removal.



### COMING SOON – MENISCAL REPAIR MODULE

- Unique full procedure cases to practice meniscal tears using original devices in a didactic and educational environment.



"I want to go on record as recommending the ARTHRO Mentor virtual reality simulator for shoulder arthroscopy for any training institution that plans to maximize the opportunity to train surgeons in this difficult task."

**Stephan J. Snyder, MD**

Director, Shoulder Arthroscopy Service  
Southern California Orthopaedic Institute

## MentorLearn Cloud

Ask how the MentorLearn Cloud simulator curricula management system can support your Symbionix simulator. MentorLearn's many capabilities include remote simulator administration, online learning, anywhere results monitoring, proficiency based hands-on training, as well as simulation video capture that is ideal for debriefing.

**Automatic Updates** use Over-the-Air (OTA) technology to ensure that your Symbionix simulator software is always the latest version available.

Request a demo or more information at [healthcare@3dsystems.com](mailto:healthcare@3dsystems.com)

## Healthcare Solutions

3D Systems is a pioneer for healthcare solutions that improve outcomes which benefit both patients and surgeons. Our global team works with customers to help navigate technologies and provide support for surgical planning, training, device design, personalized medical technologies and 3D printing. We are dedicated to helping medical professionals train for, plan and practice complex medical procedures.

©2019 by 3D Systems, Inc. All rights reserved. Specifications subject to change without notice.  
3D Systems is a registered trademark and the 3D Systems logo is a trademark of 3D Systems.



**3D Systems Corporation**

5381 South Alkire Circle  
Littleton, CO 80127 USA  
Tel +1-720-643-1001  
[healthcare@3dsystems.com](mailto:healthcare@3dsystems.com)

3 Golan Street (Golan Building)  
Airport City, 7019900 Israel  
Tel +972-3-911-4444  
[healthcare@3dsystems.com](mailto:healthcare@3dsystems.com)

[www.3dsystems.com/healthcare](http://www.3dsystems.com/healthcare) | [www.symbionix.com](http://www.symbionix.com) | [healthcare@3dsystems.com](mailto:healthcare@3dsystems.com)